

PRODUCT INFORMATION PACKET

Model No: 5KH39QN9546

Catalog No: 4372

1/3 HP General Purpose Motor, 1 phase, 1800 RPM, 115 V, 56Z Frame, ODP
Single Phase ODP Motors





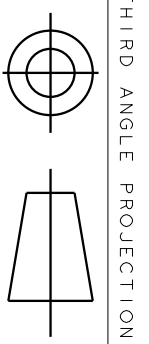
Nameplate Specifications

Output HP	0.33 Hp	Output KW	0.25 kW
Frequency	60 Hz	Voltage	115 V
Current	6.2 A	Speed	1725 rpm
Service Factor	1	Phase	1
Efficiency	59.5 %	Power Factor	0
Duty	Continuous	Insulation Class	B
KVA Code	T	Frame	56Z
Enclosure	Drip Proof	Thermal Protection	N/R
Ambient Temperature	40 °C	Drive End Bearing Size	6203
Opp Drive End Bearing Size	6203	UL	Recognized
CSA	Yes	CE	N

Technical Specifications

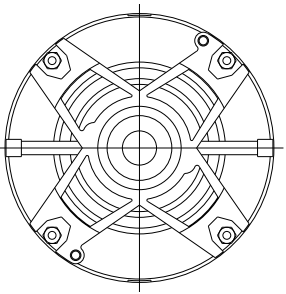
Electrical Type	Split Phase	Starting Method	SM
Poles	4	Rotation	Counterclockwise/Clockwise
Mounting	Rigid Base	Motor Orientation	ANY
Drive End Bearing	BALL	Opp Drive End Bearing	Ball
Frame Material	Rolled Steel	Overall Length	8.9 in
Frame Length	5.16 in	Shaft Diameter	0.500 in
Shaft Extension	1.5 in		
Connection Drawing	52A105377AA	Outline Drawing	52A106960P1

This is an uncontrolled document once printed or downloaded and is subject to change without notice. Date Created:03/11/2020

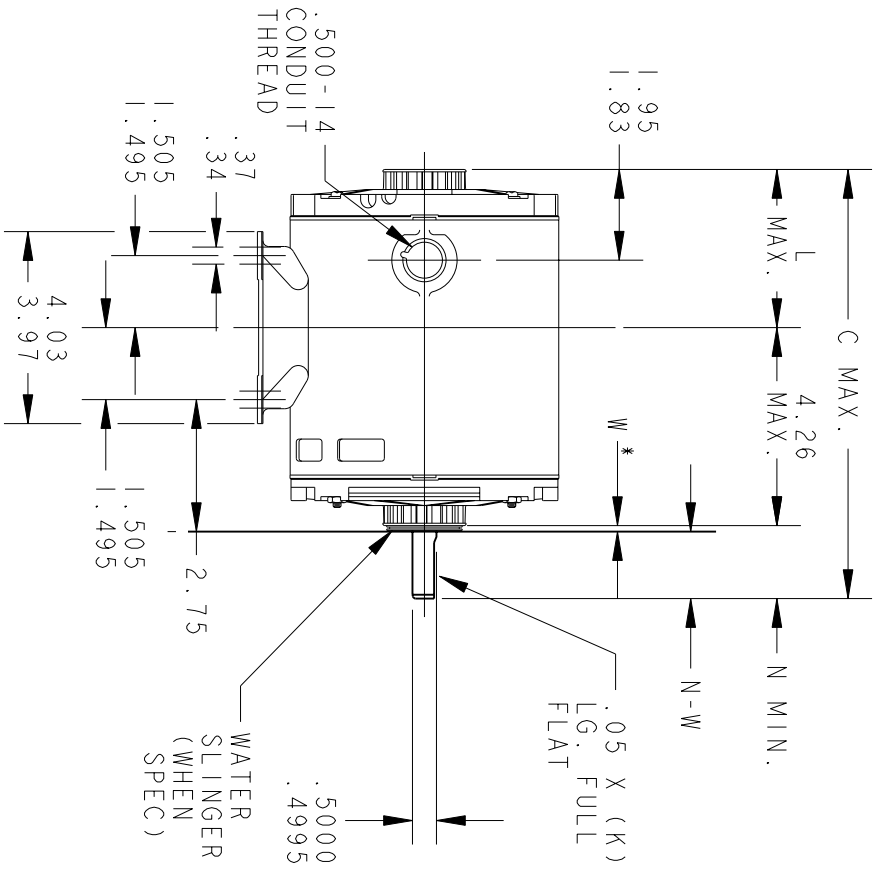
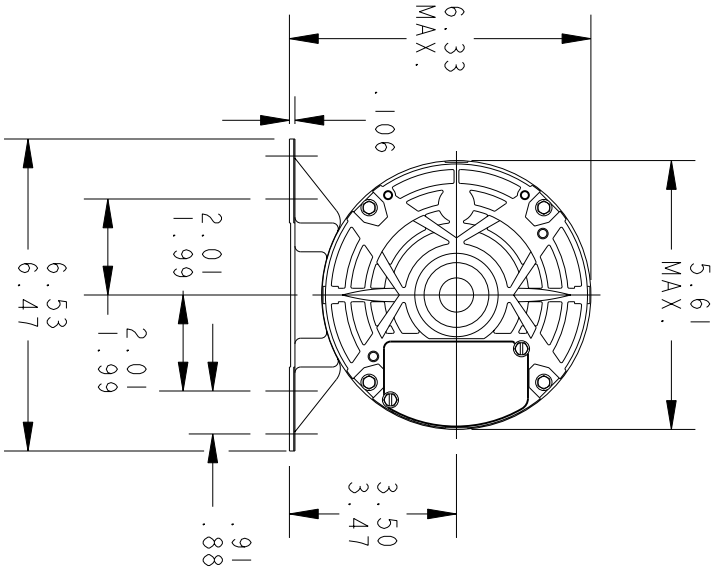


THIRD ANGLE PROJECTION

REVISIONS		REV.	DESCRIPTION	DATE	APPROVED
2	REDRAWN WITHOUT CHANGE	04/30/92	BLJ		
3	REDRAWN BY 2M SOFTWARE CO.	03/04/95	CCP		
4	CHG TO RBC FORMAT PER IS05-1777	02/15/06	SUDHA		



VIEW SHOWING P.E. VENTILATION OPENINGS



W * IS A CLEARANCE DUE TO VARIATION IN PARTS AND ASSEMBLY.

P	TYPE	GE SIZE	NEMA FR	C	K	L	N	N-W
1	KH	32	56Z	8.94	1.16	3.23	1.50	1.63/1.47

SIGNATURES		DATE
MODEL	M.A.M.	06/15/89
DETAIL		
CHECKED		
ENGRG		

FOR ADDITIONAL INFO REFER TO:	MFG	
APPLIED PRACTICES	QUALITY	
DIMENSIONS ARE IN INCHES	ISSUED	C.C.P. 03/04/95
MATERIAL	SOLID MODEL:	52A106960




REGAL-BELOTT CORPORATION

OUTLINE

FORM N - GENERAL PURPOSE MOTOR - DRIP PROOF - WELDED BASE - BALL OR SLEEVE BEARING FWF: 5KH390N9546A

SCALE: 0.250	REF. No:	
SIZE: DRAWING A	REV	4
52A106960		SHEET 1 of 1



THIRD ANGLE PROJECTION

REVISIONS

REV.	DESCRIPTION	DATE	APPROVED
1	UPDATED FORMAT	11/10/05	MAM

EITHER ROTATION - SINGLE VOLTAGE
TYPE KC, OR KH



NOTE #1 - TO REVERSE ROTATION INTERCHANGE BLACK (T5-KH OR J9-KC) AND RED (T8) LEADS.

NOTE #2 - WHEN MORE THAN ONE CAPACITOR IS USED CONNECT IN PARALLEL.

REF. DIAG. - 121A850		SWITCH (C) - 115D958AB	
CONNECTION LABEL - 52X332047			
SIGNATURES			
MODEL	M.D. PAPER	DATE	
DETAIL			
CHECKED			
ENGRG			
MFG			
APPLIED PRACTICES	QUALITY		
DIMENSIONS ARE IN INCHES	ISSUED	M.D.P.	
MATERIAL	SOLID MODEL: 52A105377AA	06/29/87	
FOR ADDITIONAL INFO REFER TO:		SCALE: 1.000	REF. No.:
TITLE		REV	
REGAL-BELOIT CORPORATION		1	
CONNECTION DIAGRAM		1 of 1	
FME: 30 FRAME SWITCH REDESIGN			